



How to Login to University Email

طريقة الدخول إلى الإيميل الجامعي

Information Technology Department
Arab Open University
Kingdom of Saudi Arabia



قم بالدخول إلى موقع الجامعة الرسمي على الانترنت.

Login to university official website.

<https://www.arabou.edu.sa>

Career Staff Directory Media عربي

AOU
الجامعة العربية المفتوحة
Arab Open University
Saudi Arabia

وزارة التعليم
Ministry of Education

About Academics Admission Students Alumni Research Centers Giving

AOU
الجامعة العربية المفتوحة
Arab Open University

Apply Online e-Learning (LMS) SIS e-Library Academic Calendar International Centre of Excellence Employees Portal Email

قم بالنقر على أيقونة "البريد الإلكتروني" من الصفحة الرئيسية، للانتقال لصفحة البريد الإلكتروني.

Click on "Email" icon from homepage to move to Email webpage.

AOU
الجامعة العربية المفتوحة
Arab Open University
Saudi Arabia

وزارة التعليم
Ministry of Education

Career Staff Directory Media عربي

f t i y s

About Academics Admission Students Alumni Research Centers Giving

AOU
الجامعة العربية المفتوحة
Arab Open University

Apply Online e-Learning (LMS) SIS e-Library Academic Calendar International Centre of Excellence Employees Portal Email

قم بالنقر على الرابط "Students" للانتقال لموقع بريد الطالب الإلكتروني.

Click on "Students" link to move to student Email website.

Career Staff Directory Media عربي

AOU
الجامعة العربية المفتوحة
Arab Open University
Saudi Arabia

وزارة التعليم
Ministry of Education

About Academics Admission Students Alumni Research Centers Giving

Students

Students

OUPV Student Guide

Students Affairs

Student Information System (SIS)

Learning Management System (LMS)

Email

Library & Learning Resources

Academic Calendar

Email

Access Student Email From here [Students](#)

Access Staff Email From here [Staff](#)

Dear Students,

Student email address format is: **StudentidKSA@aou.edu.sa**

Example: **22466777KSA@aou.edu.sa**

Default password (when login for the first time): **Ab@national/iqama ID**

Example: **Ab@1234567890**

Kindly note that your student email account is the same account to login to MS Teams.

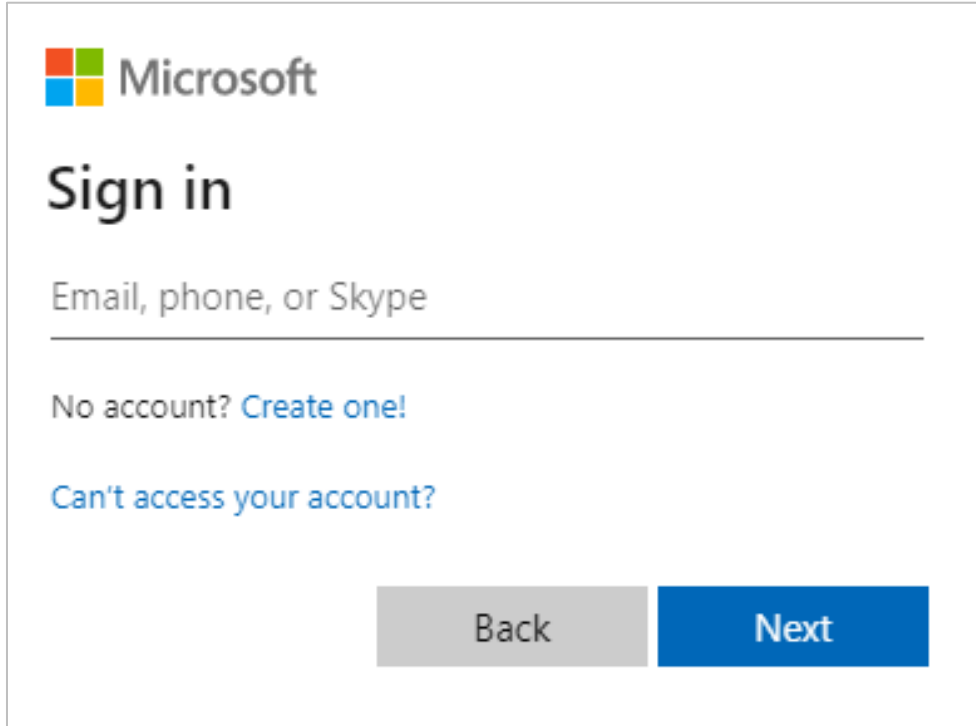
If you face any problem to login to his/her student email or MS Teams, please send an email message from your personal email to below IT support email IDs according to your branch.

You should attach a copy of your student ID and your national/iqama ID card.

قم بتسجيل الدخول لحساب بريدك الجامعي وذلك بإدخال عنوان بريدك الإلكتروني ثم انقر "Next".

StudentIDKSA@aou.edu.sa

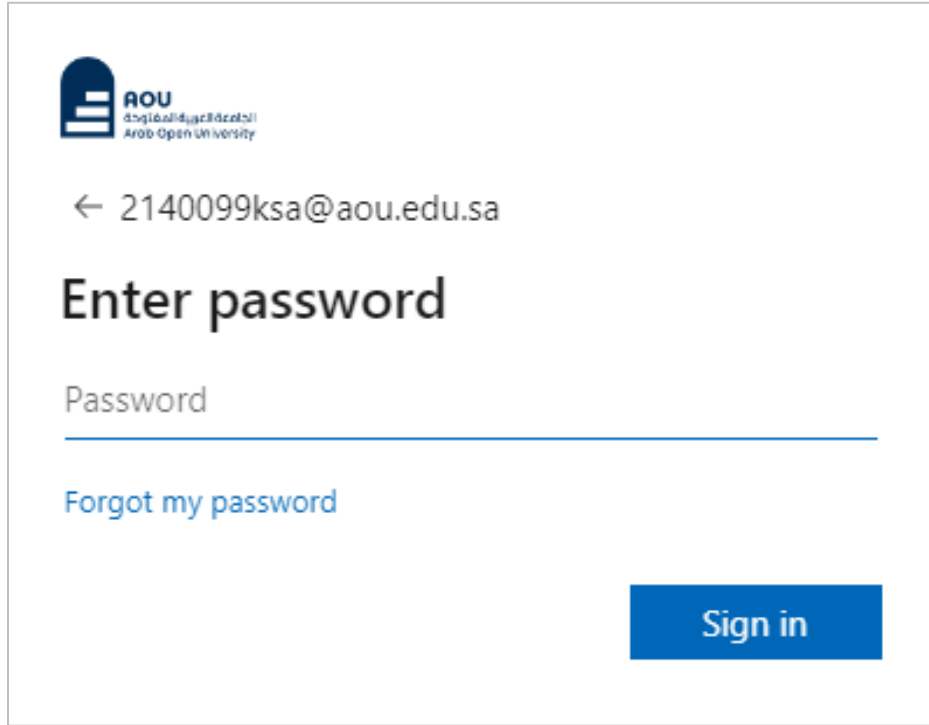
Login to your Email account by entering your student email address, then press "Next".



The image shows a Microsoft sign-in interface. At the top left is the Microsoft logo. Below it is the text "Sign in". Underneath is a text input field with the placeholder text "Email, phone, or Skype". Below the input field are two links: "No account? Create one!" and "Can't access your account?". At the bottom right are two buttons: a grey "Back" button and a blue "Next" button.

قم بإدخال كلمة المرور الخاصة بحساب بريدك الجامعي.

Enter your email account password.




The screenshot shows the login interface for the Arab Open University (AOU). At the top left is the AOU logo with the text 'ROU' and 'الجامعة العربية المفتوحة Arab Open University'. Below the logo is the email address '← 2140099ksa@aou.edu.sa'. The main heading is 'Enter password'. There is a password input field with the placeholder text 'Password'. Below the input field is a link that says 'Forgot my password'. At the bottom right is a blue button labeled 'Sign in'.

عند الدخول لأول مرة بالنسبة للطلبة المستجدين، فإن كلمة المرور المؤقتة هي: **Ab@NationalID** حيث "NationalID" هي رقم الهوية أو رقم الإقامة للطالب.

At first login for newly admitted students, the temporary password is: **Ab@NationalID**
Where "NationalID" is national ID or iqama number of the student.

في حال طلب النظام تحديث كلمة المرور، قم بإدخال كلمة المرور الحالية في الخانة الأولى، وقم بإدخال كلمة مرور جديدة في الخانة الثانية، وأعد إدخال كلمة المرور الجديدة في الخانة الثالثة، ثم انقر الزر "Sign in".

In case the system ask you to change the password, enter the current password in the first field, enter a new password in the second field, and re-enter the new password in the third field, then press the button "Sign in".



2140099ksa@aou.edu.sa

Update your password

You need to update your password because this is the first time you are signing in, or because your password has expired.

Current password

New password

Confirm password

Sign in

بعد إتمام عملية تسجيل الدخول بنجاح، سوف يتم الانتقال لصفحة البريد الإلكتروني الجامعي.

After successfully signing in, you will be moved to your student email webpage.

The screenshot shows the Outlook email interface for Arab Open University (AOU). The top navigation bar includes a search bar, the Outlook logo, and the AOU logo. Below the navigation bar are tabs for 'التعليمات' (Instructions), 'عرض' (Show), and 'الصفحة الرئيسية' (Home). A toolbar contains icons for search, delete, archive, and report. The main area displays a list of emails from 'Student Announcements AOU KSA' with subject lines in Arabic. The right sidebar shows a 'المفضلة' (Favorites) section with 268 items and a 'المجلدات' (Folders) section with 'المجموعات' (Groups).

شكراً لكم Thank You

Information Technology Department
Arab Open University
Kingdom of Saudi Arabia

